

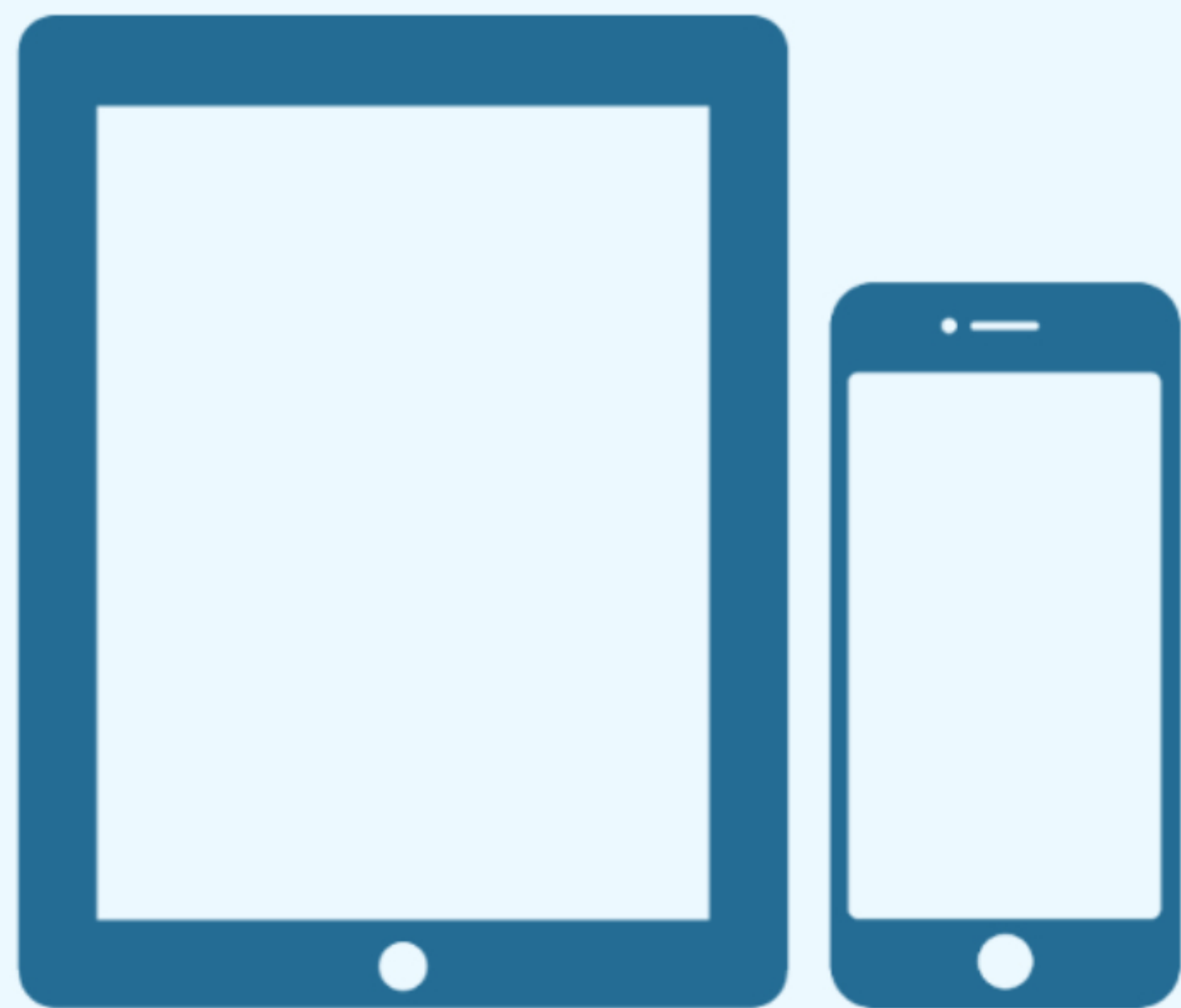
PRINT GUIDE

You can print using the following devices



PRINT FROM A LAPTOP



- 1. Open a browser and go to print.princh.com
- 2. Enter the printer ID that can be found below
- 3. Upload your document(s) and adjust your settings
- 4. Pay via the LPT:One™ Print Release Terminal



PRINT FROM A MOBILE PHONE OR TABLET

- 1. Scan the QR code below with your device's camera. Alternatively, you can open your browser and go to print.princh.com and enter the printer ID (found below)*
- 2. Upload your document(s) and adjust your settings
- 3. Pay via the LPT:One™ Print Release Terminal

* If you want to print a webpage or email from your mobile phone, we recommend you install the Princh mobile app and follow the tutorial in the app.

FORMAT	COLOR	PRICE	PRINTER ID
	Color	\$0.15	 108076

